

REPORTING OVERVIEW

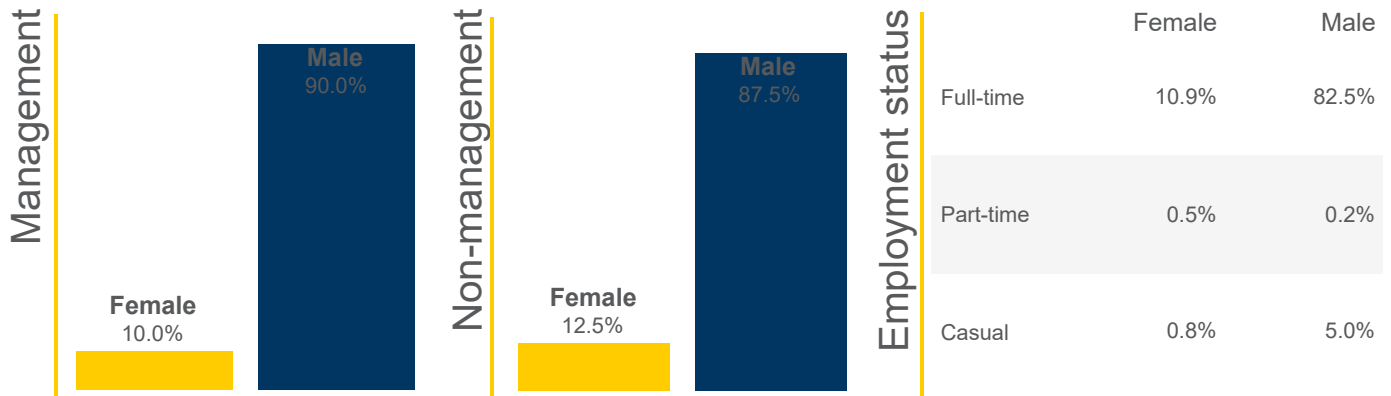
MLG Group 22-23
842 employees

This Reporting Overview summarises your organisation's responses in the 2022 - 2023 Gender Equality Report, submitted in accordance with the Workplace Gender Equality Act 2012, against key areas where workplace gender inequality persists. The Gender Strategy Toolkit (www.wgea.gov.au/tools/gender-strategy-toolkit) provides comprehensive guidance to support organisations to take action on workplace gender equality.



Workforce composition

Women are often underrepresented in leadership roles and overrepresented in lower-level roles.



Employee growth* and promotion by gender

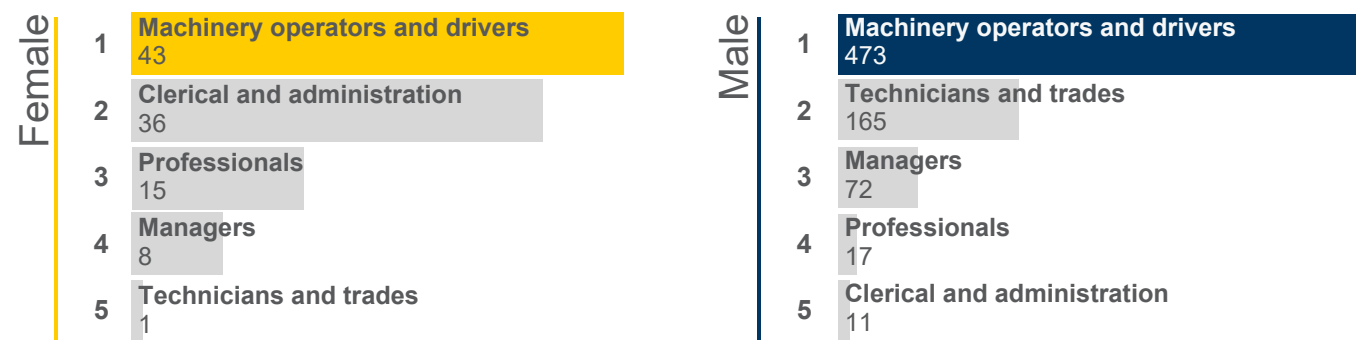


MLG Group 22-23 reported an overall growth in employee numbers for the reporting period.

Category	Female	Male
Growth		
Female managers	0	14
Female non-managers	40	247
Promotion		
Female managers	1	14
Female non-managers	5	20



Top occupations by gender



*Employee growth equals external appointments minus resignations

QUESTIONNAIRE OVERVIEW

MLG Group 22-23
842 employees

This section summarises your organisation's gender equality policies and practices. More than 80% of employers have policies and practices in recruitment, training and development and performance management, as primary areas where unconscious biases might occur.



Gender equality

Yes

formal policy and/or strategy in place to support gender equality overall

No

formal policy or strategy in key performance indicators for managers relating to gender equality

Yes

formal policy or strategy in recruitment

No

formal policy or strategy in promotions



Gender pay equity

No

formal policy and/or strategy on remuneration generally

Yes

analysis of payroll to determine if there are any remuneration gaps between women and men



Employee support

No

formal policy and/or strategy to support employees experiencing family or domestic violence



Flexible work

No

formal policy and/or strategy on flexible working arrangements



Governing body

Yes

governing body for this organisation

Yes

formal selection policy and/or strategy for governing body members

* Some companies may not have a target for Board composition if the Board is currently gender balanced

GENDER PAY GAP SUMMARY

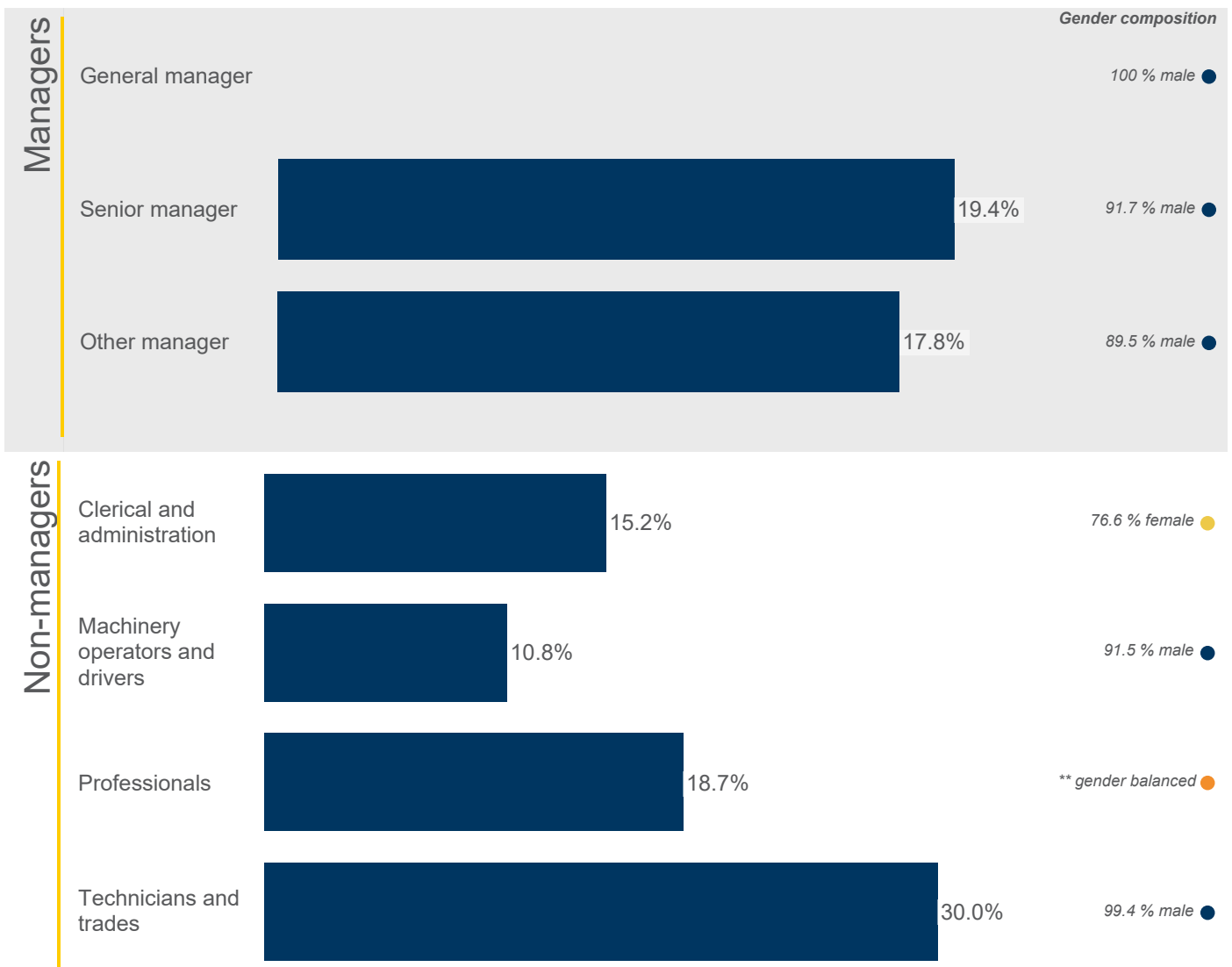
MLG Group 22-23
842 employees

Gender pay gap

The gender pay gap is a measure of how we value the contribution of men and women in the workforce. Men are twice as likely to be in the top earning bracket and women are 1.5 times more likely to be in the lowest.

Your gender pay gap* is calculated using the salary and remuneration data you provided. Percentages greater than 0% represent a pay gap in favour of men. Tools are available to help you understand and take action on drivers of your organisation's gender pay gap at www.wgea.gov.au/take-action.

Organisation-wide gender pay gap for total remuneration: **26.8%***.
Pay gap favours men



* The gender pay gap excludes:

- salary data submitted voluntarily for your CEO, Head of Business(es), and Overseas Managers.
- employees who did not receive any payment during the reporting period
- gender X, while the Workforces Gender Equality Agency establishes the baseline levels for this new data point.

For more information, visit <https://www.wgea.gov.au/the-gender-pay-gap>

** Gender balanced occupational groups is when no gender exceeds 60% of the headcount for the occupational group